

A man in a white dress shirt, an orange patterned tie, and dark trousers is holding a black briefcase. The background is a plain, light grey color. A large yellow shape is overlaid on the left side of the image, containing text.

# EY Finance Navigator

Whether you're a newbie in finance or the best of the best, our financial planning software allows any startup to build a financial plan in no-time, so you can pitch to investors with confidence.

[thefinancenavigator.com](http://thefinancenavigator.com)

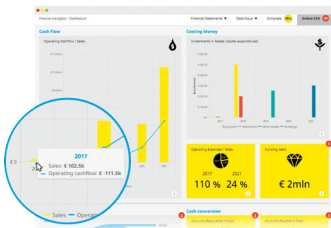
The EY logo consists of the letters 'EY' in a bold, white, sans-serif font. A yellow diagonal line is positioned above the 'Y'.

Building a better  
working world

# EY Finance Navigator


## Automated financial planning software specifically designed for startups

### What do you get?



#### Dashboard

Showing all metrics investors want to know and you should know, including e.g. cashflow, funding needed and break-even year.




Helping you get the confidence needed to convince investors of your company's potential.

### Full forecast in half an hour

Or customize your model to the level you could customize an Excel.

The screenshot shows a table with columns for 'Year', 'Sales', 'Operating Profit', 'Price per unit', and 'Total Sales'. A blue circle highlights the 'Price per unit' column.




Save days of work and countless headaches of having to build your plan in Excel.

The 'Messages' section contains several alerts: 'No need to raise investments. Funding needed', 'Break-even year unlocked! Break-even Year', 'What is break-even point? We use it.', 'How will you finance it?', 'You've added an investment in Ass.', '75% of the dashboard is completed.', and 'No need to raise investment, way to get funding needed'.

#### The Finance Navigator

Our algorithm that helps you improve and understand your financial plan by telling how your competitors perform and by sharing financial planning best practices.



Finally understand all the financial metrics an investor wants you to understand.

### Financial statements

5 year forecast of financial statements calculated automatically.

The screenshot shows a table with columns for 'Year' (2017-2021) and rows for 'Sales', 'Cost of goods sold', and 'Margin'. A blue circle highlights the 'Margin' row.

### Not convinced yet? Learn more:



[thefinancenavigator@nl.ey.com](mailto:thefinancenavigator@nl.ey.com)



[thefinancenavigator.com/features](http://thefinancenavigator.com/features)

Try EY Finance Navigator now for less than what you're spending on your daily coffees! Check out our pricing at: [thefinancenavigator.com/pricing](http://thefinancenavigator.com/pricing)

EY | Assurance | Tax | Transactions | Advisory

#### About EY

EY is a global leader in assurance, tax, transaction and advisory services. The insights and quality services we deliver help build trust and confidence in the capital markets and in economies the world over. We develop outstanding leaders who team to deliver on our promises to all of our stakeholders. In so doing, we play a critical role in building a better working world for our people, for our clients and for our communities.

EY refers to the global organization, and may refer to one or more, of the member firms of Ernst & Young Global Limited, each of which is a separate Legal entity. Ernst & Young Global Limited, a UK company limited by guarantee, does not provide services to clients. For more information about our organization, please visit [ey.com](http://ey.com).

© 2017 Ernst & Young Accountants LLP.  
All Rights Reserved.

ED None  
155010332

This material has been prepared for general informational purposes only and is not intended to be relied upon as accounting, tax or other professional advice. Please refer to your advisors for specific advice.

[ey.com/nl](http://ey.com/nl)